



St. Lucie County Fire District Firefighters' Pension Trust Fund

High Quality Growth Plus

Second Quarter 2020
Portfolio Review

Mary Byrom

Senior Relationship Manager
(404) 682-2490
mary.byrom@atlcap.com

Deborah Henry

Senior Portfolio Administrator
(404) 682-2466
deborah.henry@atlcap.com

Atlanta Capital Management Co., LLC

June 30, 2020

- Founded in 1969 in Atlanta, Georgia
- \$24.4 Billion AUM
- Singular focus on high quality stocks and bonds
- Owned by employees & Eaton Vance Corp.
- Employ 38 professionals (17 are equity partners)
- Growth Equity Management: \$5.9 Billion

Assets under management are approximate. Source: Atlanta Capital as of June 30, 2020.

Growth Equity Investment Team

As of June 30, 2020


A focused team that combines the benefit of conducting independent fundamental research with the ability to make timely investment decisions.




Joe Hudepohl, CFA
Managing Director
23 Yrs | 2015



Lance Garrison, CFA
Portfolio Manager
20 Yrs | 2007



Jeff Miller, CFA
Portfolio Manager
24 Yrs | 2014



Rob Walton, CFA
Portfolio Manager
26 Yrs | 1999



Peggy Taylor, CFA
Investment Specialist
26 Yrs | 1994

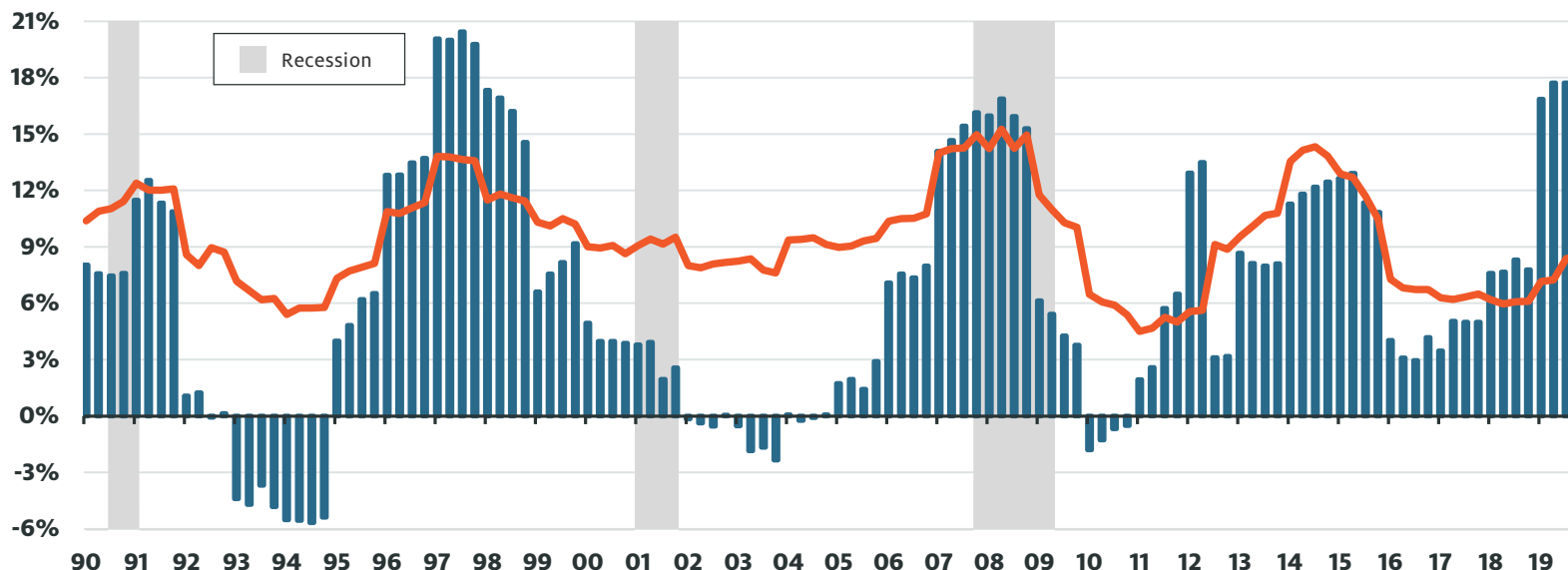
- Portfolio managers are generalists and serve as both research analyst and portfolio manager
- Our team does not rely on a research staff to generate ideas or perform fundamental research
- Each portfolio manager conducts his own research while decisions are made on a consensus basis

Years industry experience | year joined Atlanta Capital

Consistent Growth & Stability in Earnings

Key Tenet of Our Investment Philosophy

**Five-Year Rolling CAGR of As Reported Earnings
S&P 500® Index by Earnings Stability**



	<u>Earnings Stability</u>	<u>Avg. 5-Year CAGR</u>	<u>Earnings Variability</u>	<u># Positive Periods</u>	<u># Negative Periods</u>
High Quality Portfolio	9.4%	2.7%	120 or 100%	0 or 0%	
Low Quality Portfolio	6.7%	6.6%	98 or 82%	22 or 18%	

Time period: January 1, 1990 – December 31, 2019. This information is provided for general illustrative purposes only. The High Quality Research and Low Quality Research portfolios are provided to compare the aggregate earnings stability of all companies in the index with High Quality SPGMI Quality Rankings (B+ or Better) to those with Low Quality SPGMI Quality Rankings (B or Below). The High Quality Research and Low Quality Research portfolios are model portfolios formed and rebalanced monthly by Atlanta Capital. The universe includes all S&P 500® Index constituents with SPGMI Quality Rankings and prices greater than \$1. Five-year historical earnings growth rates are calculated using a market capitalization-weighted methodology. The S&P 500® Index is an unmanaged index of large cap stocks commonly used as a measure of the US stock market. Historical performance of the index and Research portfolios illustrates market trends and does not represent past or future performance of the strategy. The material is based upon information that Atlanta Capital considers to be reliable, however no assurances are provided. The material should not be considered investment advice or a recommendation to invest in a particular strategy. Reproduction or redistribution of this page in any form without express permission from Atlanta Capital is prohibited. Past performance is not a reliable indicator of future results. Sources: S&P Global, Wilshire Atlas, Atlanta Capital as of December 31, 2019.

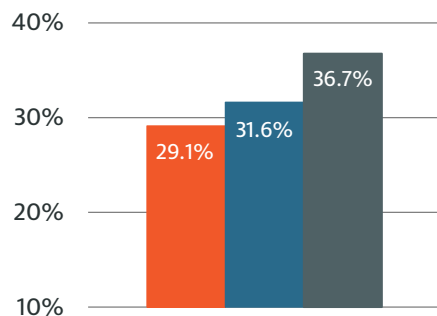
High Quality Growth Investment Objective

Our objective is to participate in rising markets, minimize participation during declining markets, and outperform over the long term.

Rising Markets

(86 Positive Quarters)

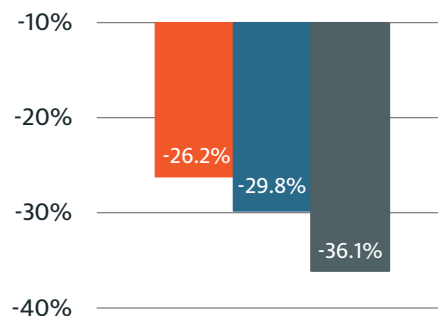
Gross of Fees



Declining Markets

(34 Negative Quarters)

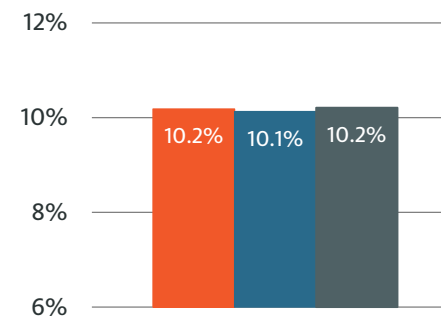
Gross of Fees



30 Years

(120 Total Quarters – 6/30/20)

Gross of Fees



High Quality Russell 1000® Growth Index Low Quality

	Upside Participation	Downside Participation	Excess Return	Beta	Standard Deviation
High Quality Research Portfolio	92.1	87.9	+5 bps	0.88	16.8
Russell 1000® Growth Index	100.0	100.0	0 bps	1.00	18.7
Low Quality Research Portfolio	116.2	121.1	+8 bps	1.22	23.6

Time Period: 3/31/1990 – 6/30/2020. For illustrative purposes only. The High and Low Quality Research Portfolios are provided to compare the aggregate of all companies in the index with High Quality SPGMI Rankings (B+ or Better) to those with Low Quality SPGMI Rankings (B or Below). The High and Low Quality Research Portfolios are model portfolios formed and rebalanced monthly by Atlanta Capital. The universe includes all Russell 1000® Growth Index constituents with SPGMI Quality Rankings and prices greater than \$1. Rising (declining) markets are defined as quarters where the return of the Russell 1000® Growth Index was positive (negative). Returns of these positive and negative quarters are separated out from the intervening quarters, cumulated across the period, and annualized. Long-term results include both rising and declining periods. The Russell 1000® Growth Index is a measure of the large cap growth segment of the U.S. equity universe that includes those Russell 1000® companies with higher price-to-book ratios and higher forecasted growth values. The index is unmanaged and does not incur management fees or other expenses associated with managed accounts. It is not possible to directly invest in an index. Historical performance of the index and Research portfolios illustrates market trends and does not represent past or future performance of the strategy. Beta measures the historical sensitivity of portfolio excess returns to movements in the excess return of the market index. Standard Deviation is a measure of absolute volatility of returns. The material is based upon information that Atlanta Capital considers to be reliable, however no assurances are provided. The material should not be considered investment advice or a recommendation to invest in any particular strategy. Performance during certain periods reflects strong stock market performance that is not typical and may not be repeated. Past performance does not predict future results.

Sources: S&P Global, FTSE Russell, Wilshire Atlas, eVestment and Atlanta Capital as of June 30, 2020.

High Quality Growth Plus

Investment Process



Strategy Highlights: A high quality large cap growth discipline that seeks to invest in companies with a demonstrated history of consistent growth and stability in earnings and selling at attractive valuations.

*Turnover based on representative client portfolio as of December 31, 2019 and subject to change; individual client results will vary.

Summary of Guidelines

St. Lucie County Fire District Firefighters' Pension Fund

Objective

- To obtain a reasonable total rate of return, commensurate with the Prudent Person Rule. To obtain reasonable consistency of returns judged over a three to five year period. Protection of capital against the erosion of inflation and wide swings in the value of assets.
- Returns are expected to exceed the Russell 1000® Growth Index over a three to five year period and rank in the top 40th percentile of an appropriate universe.

Guidelines

- The Benchmark is the Russell 1000® Growth Index.
- A maximum of 5% at market may be invested in any one stock.
- The aggregate investment in any one company shall not exceed 5% of the outstanding stock.
- Up to 25% may be held in foreign stocks and ADR's, as long as traded on a US exchange.
- Do not purchase companies listed as "scrutinized companies" by the FL SBA under the Protecting Florida Investments Act (PFIA).

Trading

- When possible, without sacrificing best net price and execution, trades should be directed to Cowen Execution Services. Per letter dated October 2011.

Proxy Voting

- The manager has sole responsibility for voting proxies of shares of companies in the portfolio.

Compliance

- Atlanta Capital has not made contributions to any candidates/incumbents for the St. Lucie County, City of Fort Pierce or City of Port St. Lucie Commission or Mayor.

Investment Policy Date: March 2019

Annualized Performance

St. Lucie County Fire District Firefighters' Pension Trust Fund

Total Returns (%)	QTD	YTD	FYTD	1 Yr	3 Yrs*	5 Yrs*	7 Yrs*	10 Yrs*	Since Inception*
High Quality Growth Plus	21.21	4.43	11.03	14.52	19.47	15.00	15.10	--	15.71
Russell 1000® Growth Index	27.84	9.81	21.48	23.28	18.99	15.88	16.62	--	16.93
S&P 500® Index	20.54	-3.08	5.71	7.51	10.73	10.72	12.12	--	13.53

Account Summary

Performance Inception Date:	December 31, 2011
Net Investment Contributions:	\$744,879
Investment Dollars Earned:	\$6,622,767
Market Value (06/30/20):	\$7,367,646

Fiscal Year End: September 30

*Performance returns over one year are annualized.

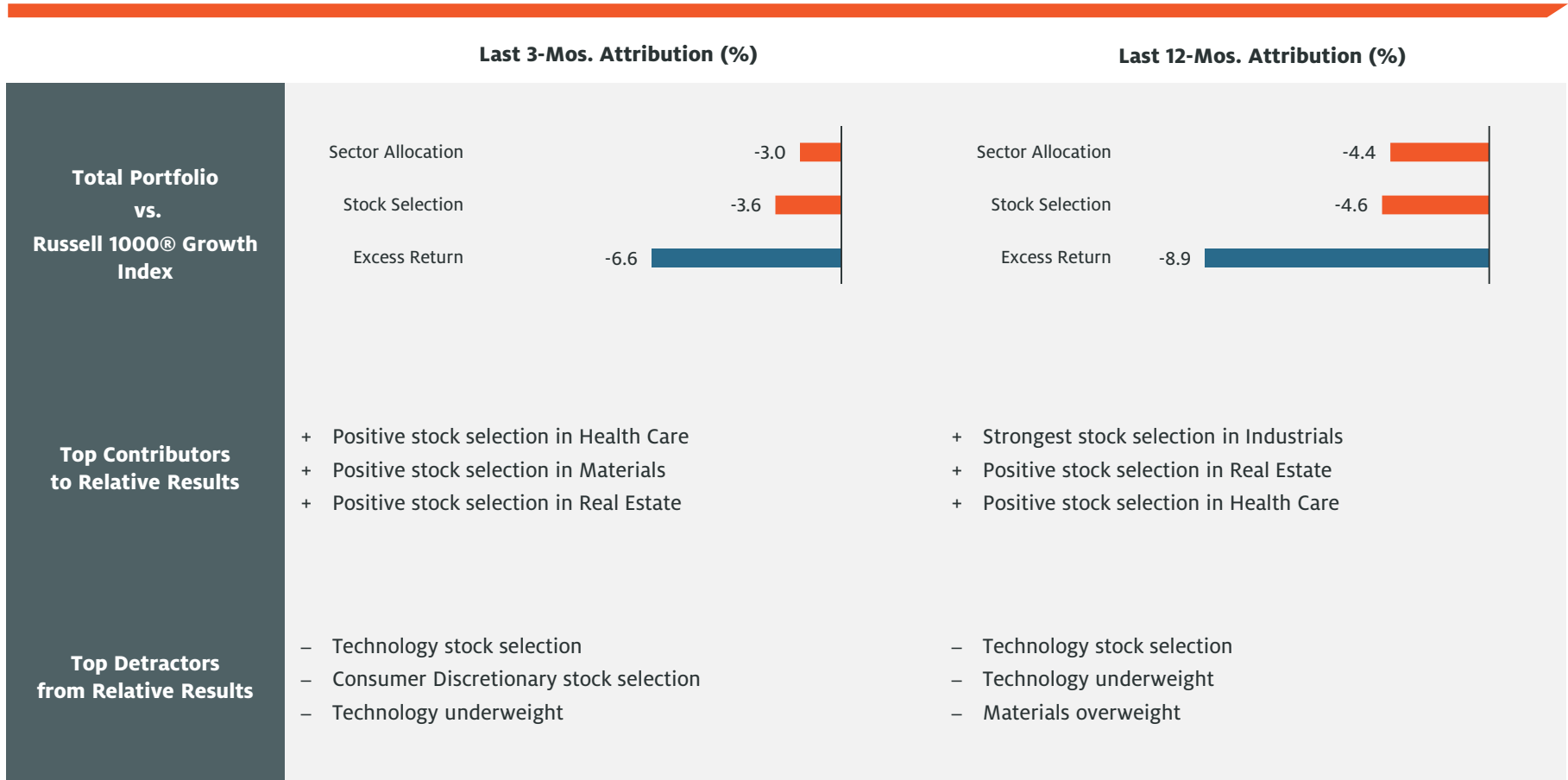
The unmanaged benchmark index returns are shown for comparative purposes only and do not reflect the subtraction of any fees or transaction costs. It is not possible to directly invest in an index. Portfolio returns are gross of management fees unless otherwise noted. The deduction of an advisory fee would reduce an investor's return.

Past performance is not indicative of future results. All investments subject to loss. Please refer to the disclosures at the end of this presentation.

Source: ICE Data Services and Atlanta Capital as of June 30, 2020.

Performance Drivers & Detractors

St. Lucie County Fire District Firefighters' Pension Trust Fund



Stock Selection + Sector Allocation = Excess Return

Source: Factset and Atlanta Capital as of June 30, 2020.

The above attribution results are based on each day's ending holdings, and linked to generate attribution over longer periods. Cash in the portfolio is included in the analysis. Portfolio returns do not reflect applicable expenses and trading costs, or variations in transaction prices from end of day values. Past performance does not predict future results.

Portfolio Transactions for the Quarter

St. Lucie County Fire District Firefighters' Pension Trust Fund

New Purchases	Sector	
Adobe Inc	Information Technology	Software company providing digital, creative and media solutions. High renewal rates, subscription model, pricing power and increased demand for digitization should provide solid long-term earnings growth.
Costco Wholesale	Consumer Staples	Leading membership warehouse retailer. Costco has a proven track record of improving returns on capital while delivering good values to customers. Recent dip in valuation provided an attractive entry point.

Complete Sales	Sector	
Walt Disney Co.	Communication Services	Worldwide entertainment company. The long-term effects of the pandemic on the park's business are unknown. The stock recovered from the initial COVID decline providing a more attractive exit price.
QIAGEN NV	Health Care	A leader in molecular diagnostics and life sciences. Thermo Fisher's pending acquisition of Qiagen has limited the stock's potential. The stock was sold to fund better opportunities.

Any investment views, opinions/analyses, and forecasts expressed constitute judgments as of the date of this presentation and are subject to change at any time without notice. Future results may differ from forecasts. Source: Atlanta Capital as of June 30, 2020.

Portfolio Characteristics

St. Lucie County Fire District Firefighters' Pension Trust Fund

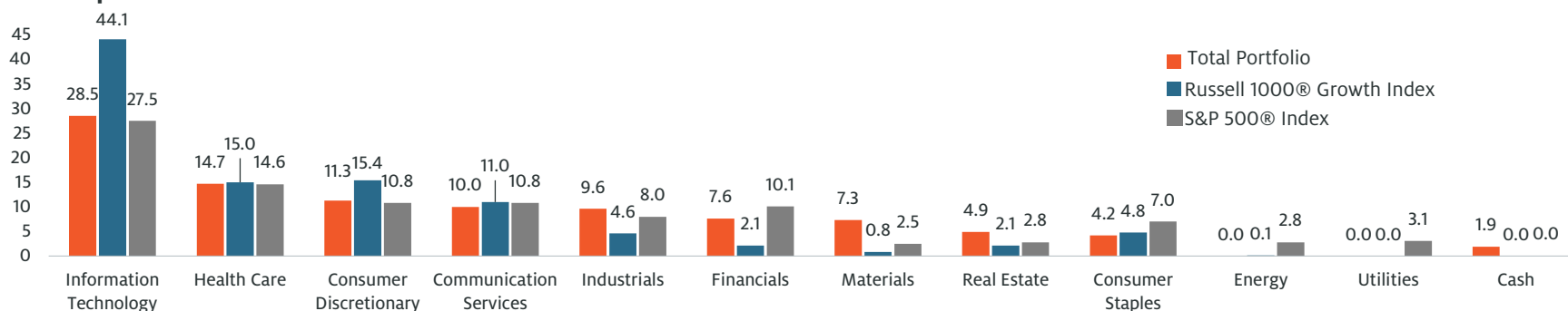
Top Ten Holdings (%)

Danaher Corp.	4.9
Microsoft	4.9
Thermo Fisher Scientific	4.9
Alphabet Cl C	4.7
Visa	4.6
Facebook Cl A	4.4
Ecolab	3.8
Dollar General	3.8
Linde PLC	3.6
American Tower Corp.	3.4

Portfolio Metrics

Portfolio Metrics	Russell 1000® Growth Index	Total Portfolio	S&P 500® Index
# of Holdings	435	45	505
Wtd. Avg. Mkt. Cap (billions)	\$575.2	\$241.4	\$388.0
Historical Earnings Growth	28%	14%	18%
Forecasted Earnings Growth	18%	11%	10%
Return on Equity	30%	25%	26%
P/E (NTM, Excl. Neg. Earn.)	29.5x	28.8x	21.4x
Dividend Yield	0.9%	0.9%	1.8%

Sector Exposure



Source: FactSet and Atlanta Capital as of June 30, 2020.

Current Portfolio Holdings

St. Lucie County Fire District Firefighters' Pension Trust Fund

Consumer Discretionary (%)			Health Care (%)			Communication Services (%)		
DG	Dollar General	3.8	DHR	Danaher Corp.	4.9	GOOG	Alphabet Cl C	4.7
LOW	Lowe's Companies	1.5	LH	Lab Corp. of America	1.0	EA	Electronic Arts	0.9
NKE	NIKE	1.3	MDT	Medtronic plc	0.6	FB	Facebook Cl A	4.4
ORLY	O'Reilly Automotive	1.3	TMO	Thermo Fisher Scientific	4.9	Information Technology (%)		
SBUX	Starbucks Corp.	1.3	ZTS	Zoetis	3.4	ACN	Accenture plc Cl A	1.1
TJX	TJX Companies	2.1	Industrials (%)			ADBE	Adobe Inc	1.2
Consumer Staples (%)			MMM	3M Company	0.5	APH	Amphenol Corp. Cl A	2.4
COST	Costco Wholesale	1.0	IEX	IDEX Corp.	1.7	CHKP	Check Point Software	1.5
EL	Estee Lauder Cl A	1.4	INFO	IHS Markit Ltd.	2.1	FIS	Fidelity National Info Svcs Inc	2.2
MDLZ	Mondelez Int'l Cl A	0.9	VRSK	Verisk Analytics	3.1	FISV	Fiserv	2.4
PEP	PepsiCo	1.0	XYL	Xylem Inc.	2.2	IT	Gartner	1.2
Energy (%)			Financials (%)			INTU	Intuit Inc.	1.7
0.1			AON	Aon plc	1.3	MA	Mastercard Cl A	3.4
0.0			SCHW	Charles Schwab Corp.	0.7	MSFT	Microsoft	4.9
			ICE	Intercontinental Exchange	3.0	TEL	TE Connectivity Ltd.	0.9
			MMC	Marsh & McLennan	2.0	TXN	Texas Instruments	1.1
			SPGI	S&P Global Inc	0.6	V	Visa	4.6
						Materials (%)		
						ECL	Ecolab	3.8
						LIN	Linde PLC	3.6
						Real Estate (%)		
						AMT	American Tower Corp.	3.4
						CCI	Crown Castle Int'l Corp.	1.5
						Utilities (%)		
						0.0		
						Cash (%)		
						0.0		

Source: FactSet and Atlanta Capital as of June 30, 2020.

■ High Quality Growth Plus
■ Russell 1000® Growth Index

Investment Outlook & Strategy

High Quality Growth Plus

Investment Outlook

- The first six months of 2020 have been one for the record books. During the first quarter, large cap equity markets experienced their fastest 30% declines in history, a reaction to the global pandemic not only slowing the economy but shutting it down. During the second quarter, the S&P 500® Index posted its best quarter since 1998 and the Russell 1000® and Russell 1000® Growth posted their best quarters ever.
- Markets often look through weaker environments, but this time, the record stimulus helped to catapult the market. The stimulus flooded into the economically sensitive sectors pushing Energy returns up over 40% in the Russell 1000® Growth. Consumer Discretionary and Information Technology both advanced over 30%. Defensive and interest rate sensitive sectors lagged; Consumer Staples and Utilities were up only 10% and 3%, respectively. Consistent with other market rebounds, lower quality stocks led aided by the significant stimulus tailwind.
- Regardless of where we are in the economic cycle our long term investment approach remains the same.
- We will stay focused on the strategy's fundamental, bottom-up stock analysis that seeks to identify high quality businesses that may be able to withstand more volatile environments. Over time, we believe this strategy may help minimize downside risk in more challenging markets, while still allowing participation in better environments.

Portfolio Positioning

- During the quarter, two stocks were added and two were eliminated from the portfolio.
- At quarter end, the portfolio contained 45 stocks diversified across nine sectors.
- Although sector weights are a result of individual stock decisions, relative to the sector weights in the index, the portfolio was overweight Financials, Industrials, Materials and Real Estate.
- The portfolio was underweight Communication Services, Consumer Discretionary, Consumer Staples, and Information Technology. The Health Care sector weight was neutral and there were no Energy or Utility holdings.

Any investment views, opinions/analyses, and forecasts expressed constitute judgments as of the date of this presentation and are subject to change at any time without notice. Future results may differ from forecasts. Source: Atlanta Capital as of June 30, 2020.

Portfolio Administrative Review

Investment Summary, Holdings and Transactions

INVESTMENT SUMMARY

	<u>TOTAL COST (\$)</u>	<u>TOTAL MARKET (\$)</u>	<u>PORT WGHT (%)</u>	<u>ANNUAL INCOME (\$)</u>	<u>CURRENT YIELD (%)</u>
EQUITIES					
COMMUNICATION SERVICES	441,896	737,446	10.0	0	0.0
CONSUMER DISCRETIONARY	519,890	829,596	11.3	9,858	1.2
CONSUMER STAPLES	234,206	308,373	4.2	5,308	1.7
FINANCIALS	417,070	560,105	7.6	7,775	1.4
HEALTH CARE	577,575	1,083,847	14.7	4,925	0.5
INDUSTRIALS	536,213	704,842	9.6	8,444	1.2
INFORMATION TECHNOLOGY	1,323,441	2,100,445	28.5	16,506	0.8
MATERIALS	360,150	540,631	7.3	7,411	1.4
REAL ESTATE	214,811	362,801	4.9	7,203	2.0
	<hr/>	<hr/>		<hr/>	<hr/>
EQUITIES	4,625,252	7,228,086	98.2	67,429	0.9
INVESTABLE CASH					
EQUITY CASH	135,908	135,908	1.8	163	0.1
	<hr/>	<hr/>		<hr/>	<hr/>
TOTAL INVESTMENTS	4,761,160	7,363,995	100.0	67,592	0.9
ACCRUED DIVIDENDS					
		3,651			
		<hr/>			
TOTAL PORTFOLIO		7,367,646			
		<hr/>			

**ST. LUCIE COUNTY FIRE DISTRICT
FIREFIGHTERS' PENSION TRUST FUND**

06/30/20

ASSET STATEMENT

SECURITY DESCRIPTION	SHARES	COST/ SHARE (\$)	MARKET/ SHARE (\$)	TOTAL COST (\$)	TOTAL MARKET (\$)	PORT WHTG (%)	ANNUAL INCOME (\$)	CURRENT YIELD (%)
EQUITIES								
COMMUNICATION SERVICES								
ALPHABET INC CL C	247	842.23	1413.61	208,030	349,162	4.7	0	0.0
ELECTRONIC ARTS	478	79.56	132.05	38,031	63,120	0.9	0	0.0
FACEBOOK INC CL A	1,432	136.76	227.07	195,836	325,164	4.4	0	0.0
				<u>441,896</u>	<u>737,446</u>	<u>10.0</u>	<u>0</u>	<u>0.0</u>
CONSUMER DISCRETIONARY								
DOLLAR GENERAL CORP	1,461	84.73	190.51	123,792	278,335	3.8	2,104	0.8
LOWE'S COS INC	840	72.16	135.12	60,612	113,501	1.5	1,848	1.6
NIKE INC CL B	960	58.22	98.05	55,893	94,128	1.3	941	1.0
O'REILLY AUTOMOTIVE INC	220	342.26	421.67	75,298	92,767	1.3	0	0.0
STARBUCKS CORP	1,332	50.67	73.59	67,489	98,022	1.3	2,184	2.2
TJX COMPANIES INC	3,023	45.25	50.56	136,806	152,843	2.1	2,781	1.8
				<u>519,890</u>	<u>829,596</u>	<u>11.3</u>	<u>9,858</u>	<u>1.2</u>
CONSUMER STAPLES								
COSTCO WHOLESALE CORP	242	299.31	303.21	72,434	73,377	1.0	678	0.9
ESTEE LAUDER COS CL A	534	104.00	188.68	55,534	100,755	1.4	1,025	1.0
MONDELEZ INT'L INC CL A	1,239	41.16	51.13	51,002	63,350	0.9	1,412	2.2
PEPSICO INC	536	103.05	132.26	55,236	70,891	1.0	2,192	3.1
				<u>234,206</u>	<u>308,373</u>	<u>4.2</u>	<u>5,308</u>	<u>1.7</u>
FINANCIALS								
AON PLC	484	153.79	192.60	74,435	93,218	1.3	852	0.9
CHARLES SCHWAB CORP	1,601	37.27	33.74	59,671	54,018	0.7	1,153	2.1
INTERCONTINENTAL EXCHANGE INC	2,395	68.72	91.60	164,594	219,382	3.0	2,874	1.3
MARSH & MCLENNAN COS INC	1,397	64.83	107.37	90,572	149,996	2.0	2,543	1.7

**ST. LUCIE COUNTY FIRE DISTRICT
FIREFIGHTERS' PENSION TRUST FUND**

06/30/20

ASSET STATEMENT

SECURITY DESCRIPTION	SHARES	COST/ SHARE (\$)	MARKET/ SHARE (\$)	TOTAL COST (\$)	TOTAL MARKET (\$)	PORT WHTG (%)	ANNUAL INCOME (\$)	CURRENT YIELD (%)
FINANCIALS - cont.								
S&P GLOBAL INC	132	210.58	329.48	27,797	43,491	0.6	354	0.8
				<u>417,070</u>	<u>560,105</u>	7.6	<u>7,775</u>	1.4
HEALTH CARE								
DANAHER CORP	2,036	83.60	176.83	170,207	360,026	4.9	1,466	0.4
LABORATORY CORP OF AMERICA	429	159.83	166.11	68,569	71,261	1.0	0	0.0
MEDTRONIC PLC	489	81.77	91.70	39,985	44,841	0.6	1,134	2.5
THERMO FISHER SCIENTIFIC INC	990	185.08	362.34	183,228	358,717	4.9	871	0.2
ZOETIS INC	1,817	63.61	137.04	115,587	249,002	3.4	1,454	0.6
				<u>577,575</u>	<u>1,083,847</u>	14.7	<u>4,925</u>	0.5
INDUSTRIALS								
3M COMPANY	251	171.13	155.99	42,954	39,153	0.5	1,476	3.8
IDEX CORP	775	101.79	158.04	78,889	122,481	1.7	1,550	1.3
IHS MARKIT LTD	2,073	55.33	75.50	114,702	156,512	2.1	1,410	0.9
VERISK ANALYTICS INC	1,327	103.82	170.20	137,768	225,855	3.1	1,433	0.6
XYLEM INC	2,476	65.39	64.96	161,901	160,841	2.2	2,575	1.6
				<u>536,213</u>	<u>704,842</u>	9.6	<u>8,444</u>	1.2
INFORMATION TECHNOLOGY								
ACCENTURE PLC CL A	364	125.16	214.72	45,558	78,158	1.1	1,165	1.5
ADOBE INC	204	389.64	435.31	79,488	88,803	1.2	0	0.0
AMPHENOL CORP CL A	1,866	71.95	95.81	134,257	178,781	2.4	1,866	1.0
CHECK POINT SOFTWARE TECH	1,004	94.64	107.43	95,021	107,860	1.5	0	0.0
FIDELITY NATIONAL INFO SVCS INC	1,193	118.16	134.09	140,968	159,969	2.2	1,670	1.0
FISERV INC	1,816	80.94	97.62	146,983	177,278	2.4	0	0.0
GARTNER INC	718	107.68	121.33	77,311	87,115	1.2	0	0.0
INTUIT INC	431	173.59	296.19	74,817	127,658	1.7	914	0.7
MASTERCARD INC CL A	847	132.98	295.70	112,633	250,458	3.4	1,355	0.5
MICROSOFT CORPORATION	1,768	79.56	203.51	140,669	359,806	4.9	3,607	1.0
TE CONNECTIVITY LTD	818	85.38	81.55	69,839	66,708	0.9	1,571	2.4
TEXAS INSTRUMENTS INC	627	77.52	126.97	48,604	79,610	1.1	2,257	2.8

**ST. LUCIE COUNTY FIRE DISTRICT
FIREFIGHTERS' PENSION TRUST FUND**

06/30/20

ASSET STATEMENT

SECURITY DESCRIPTION	SHARES	COST/ SHARE (\$)	MARKET/ SHARE (\$)	TOTAL COST (\$)	TOTAL MARKET (\$)	PORT WHTG (%)	ANNUAL INCOME (\$)	CURRENT YIELD (%)
INFORMATION TECHNOLOGY - cont.								
VISA INC CL A	1,751	89.83	193.17	157,295	338,241	4.6	2,101	0.6
				<u>1,323,441</u>	<u>2,100,445</u>	28.5	<u>16,506</u>	<u>0.8</u>
MATERIALS								
ECOLAB INC	1,389	130.71	198.95	181,551	276,342	3.8	2,611	0.9
LINDE PLC	1,246	143.34	212.11	178,598	264,289	3.6	4,800	1.8
				<u>360,150</u>	<u>540,631</u>	7.3	<u>7,411</u>	<u>1.4</u>
REAL ESTATE								
AMERICAN TOWER CORP	978	144.52	258.54	141,339	252,852	3.4	4,049	1.6
CROWN CASTLE INTL CORP	657	111.83	167.35	73,472	109,949	1.5	3,154	2.9
				<u>214,811</u>	<u>362,801</u>	4.9	<u>7,203</u>	<u>2.0</u>
				<u>4,625,252</u>	<u>7,228,086</u>	98.2	<u>67,429</u>	<u>0.9</u>
INVESTABLE CASH								
EQUITY CASH	136	0.00	1000.00	135,908	135,908	1.8	163	0.1
TOTAL INVESTMENTS				<u>4,761,160</u>	<u>7,363,995</u>	100.0	<u>67,592</u>	<u>0.9</u>
ACCRUED DIVIDENDS					3,651			
TOTAL PORTFOLIO					<u>7,367,646</u>			

**ST. LUCIE COUNTY FIRE DISTRICT
FIREFIGHTERS' PENSION TRUST FUND**

TRANSACTION SCHEDULE - PURCHASES

**FROM: 04/01/20
TO: 06/30/20**

SECURITY	PAR/ SHARES	TRADE DATE	COST/ SHARE (\$)	TOTAL COST (\$)
EQUITIES				
AON PLC	117	05/01/20	-177.55	-20,773.20
XYLEM INC	22	05/05/20	-65.65	-1,444.36
XYLEM INC	330	05/05/20	-65.14	-21,495.57
TJX COMPANIES INC	659	05/07/20	-49.23	-32,442.11
TJX COMPANIES INC	541	05/15/20	-46.36	-25,082.55
GARTNER INC	93	05/18/20	-118.97	-11,064.14
ADOBE INC	152	05/19/20	-373.48	-56,769.55
GARTNER INC	59	05/19/20	-117.49	-6,931.93
GARTNER INC	88	05/19/20	-118.40	-10,418.91
O'REILLY AUTOMOTIVE INC	55	06/16/20	-425.26	-23,389.18
TE CONNECTIVITY LTD	295	06/16/20	-82.07	-24,209.77
ADOBE INC	52	06/23/20	-436.89	-22,718.02
COSTCO WHOLESALE CORP	242	06/25/20	-299.31	-72,433.72
				<hr/>
				-329,173.01

**ST. LUCIE COUNTY FIRE DISTRICT
FIREFIGHTERS' PENSION TRUST FUND**

TRANSACTION SCHEDULE - SALES

**FROM: 04/01/20
TO: 06/30/20**

SECURITY DESCRIPTION	PAR/ SHARES	TRADE DATE	COST/ SHARE (\$)	TOTAL COST (\$)	PRICE/ SHARE (\$)	TOTAL PROCEEDS (\$)	GAIN LOSS (\$)
EQUITIES							
CHECK POINT SOFTWARE TECH	156	04/15/20	94.64	14,764.15	102.48	15,986.52	1,222.37
CHECK POINT SOFTWARE TECH	73	04/16/20	94.64	6,908.86	103.94	7,587.31	678.45
CHECK POINT SOFTWARE TECH	112	04/16/20	94.64	10,599.90	104.00	11,647.46	1,047.56
DANAHER CORP	62	04/21/20	83.60	5,183.11	152.05	9,426.95	4,243.84
THERMO FISHER SCIENTIFIC INC	38	04/21/20	185.08	7,032.98	317.75	12,074.56	5,041.58
DANAHER CORP	30	04/30/20	83.60	2,507.96	164.48	4,934.33	2,426.37
ELECTRONIC ARTS	163	05/01/20	79.56	12,968.57	113.31	18,469.95	5,501.38
LOWE'S COS INC	355	05/12/20	72.16	25,615.92	113.09	40,147.30	14,531.38
LOWE'S COS INC	186	05/13/20	72.16	13,421.30	110.96	20,638.19	7,216.89
3M COMPANY	148	05/15/20	171.13	25,327.56	135.18	20,006.93	-5,320.63
CHECK POINT SOFTWARE TECH	251	05/19/20	94.64	23,755.13	105.89	26,578.18	2,823.05
QIAGEN NV	5	05/19/20	34.10	170.48	42.27	211.37	40.89
QIAGEN NV	241	05/19/20	34.10	8,217.30	42.30	10,194.12	1,976.82
QIAGEN NV	181	05/20/20	34.10	6,171.50	42.89	7,762.96	1,591.46
LOWE'S COS INC	193	06/02/20	72.16	13,926.40	131.78	25,433.52	11,507.12
MICROSOFT CORPORATION	89	06/23/20	79.56	7,081.18	202.18	17,994.06	10,912.88
QIAGEN NV	14	06/23/20	34.10	477.35	42.83	599.60	122.25
QIAGEN NV	408	06/23/20	34.10	13,911.44	43.10	17,585.10	3,673.66
QIAGEN NV	410	06/23/20	34.10	13,979.64	42.90	17,590.21	3,610.57
WALT DISNEY CO	452	06/25/20	76.74	34,686.20	109.88	49,666.97	14,980.77
				<u>246,706.94</u>		<u>334,535.59</u>	<u>87,828.65</u>
				246,706.94		334,535.59	87,828.65

Proxy Report

St. Lucie Fire Pension

Reporting Period: 04/01/2020 to 06/30/2020

IHS Markit Ltd.

Meeting Date: 04/16/2020

Record Date: 02/20/2020

Shares Voted: 1,023

<u>Proposal Number</u>	<u>Issue</u>	<u>Vote</u>
1a	Elect Director Lance Ugglia	For
1b	Elect Director John Browne	For
1c	Elect Director Ruann F. Ernst	For
1d	Elect Director William E. Ford	For
1e	Elect Director Jean-Paul L. Montupet	For
1f	Elect Director Deborah K. Orida	For
1g	Elect Director James A. Rosenthal	For
2	Advisory Vote to Ratify Named Executive Officers' Compensation	For
3	Ratify Ernst & Young LLP as Auditors	For

Johnson & Johnson

Meeting Date: 04/23/2020

Record Date: 02/25/2020

Shares Voted: 417

<u>Proposal Number</u>	<u>Issue</u>	<u>Vote</u>
1a	Elect Director Mary C. Beckerle	For
1b	Elect Director D. Scott Davis	For
1c	Elect Director Ian E. L. Davis	For
1d	Elect Director Jennifer A. Doudna	For
1e	Elect Director Alex Gorsky	For
1f	Elect Director Marilyn A. Hewson	For
1g	Elect Director Hubert Joly	For
1h	Elect Director Mark B. McClellan	For
1i	Elect Director Anne M. Mulcahy	For
1j	Elect Director Charles Prince	For
1k	Elect Director A. Eugene Washington	For
1l	Elect Director Mark A. Weinberger	For
1m	Elect Director Ronald A. Williams	For
2	Advisory Vote to Ratify Named Executive Officers' Compensation	For
3	Ratify PricewaterhouseCoopers LLP as Auditors	For
4	Amend Certificate of Incorporation to Permit Removal of Directors With or Without Cause	For
5	Require Independent Board Chair	For

6

Report on Governance Measures Implemented Related to Opioids

For

Texas Instruments Incorporated

Meeting Date: 04/23/2020

Record Date: 02/24/2020

Shares Voted: 627

<u>Proposal Number</u>	<u>Issue</u>	<u>Vote</u>
1a	Elect Director Mark A. Blinn	For
1b	Elect Director Todd M. Bluedorn	For
1c	Elect Director Janet F. Clark	For
1d	Elect Director Carrie S. Cox	For
1e	Elect Director Martin S. Craighead	For
1f	Elect Director Jean M. Hobby	For
1g	Elect Director Michael D. Hsu	For
1h	Elect Director Ronald Kirk	For
1i	Elect Director Pamela H. Patsley	For
1j	Elect Director Robert E. Sanchez	For
1k	Elect Director Richard k. Templeton	For
2	Advisory Vote to Ratify Named Executive Officers' Compensation	For
3	Ratify Ernst & Young LLP as Auditors	For

Danaher Corporation

Meeting Date: 05/05/2020

Record Date: 03/09/2020

Shares Voted: 2,128

<u>Proposal Number</u>	<u>Issue</u>	<u>Vote</u>
1.1	Elect Director Linda Hefner Filler	For
1.2	Elect Director Thomas P. Joyce, Jr.	For
1.3	Elect Director Teri List-Stoll	Against
1.4	Elect Director Walter G. Lohr, Jr.	Against
1.5	Elect Director Jessica L. Mega	For
1.6	Elect Director Pardi C. Sabeti	For
1.7	Elect Director Mitchell P. Rales	For
1.8	Elect Director Steven M. Rales	For
1.9	Elect Director John T. Schwieters	Against
1.10	Elect Director Alan G. Spoon	For
1.11	Elect Director Raymond C. Stevens	For
1.12	Elect Director Elias A. Zerhouni	For
2	Ratify Ernst & Young LLP as Auditors	For

Danaher Corporation

3	Advisory Vote to Ratify Named Executive Officers' Compensation	For
4	Reduce Ownership Threshold for Shareholders to Call Special Meeting	For

PepsiCo, Inc.

Meeting Date: 05/06/2020 Record Date: 03/02/2020 Shares Voted: 536

<u>Proposal Number</u>	<u>Issue</u>	<u>Vote</u>
1a	Elect Director Shona L. Brown	For
1b	Elect Director Cesar Conde	For
1c	Elect Director Ian Cook	For
1d	Elect Director Dina Dublon	For
1e	Elect Director Richard W. Fisher	For
1f	Elect Director Michelle Gass	For
1g	Elect Director Ramon L. Laguarta	For
1h	Elect Director David C. Page	For
1i	Elect Director Robert C. Pohlada	For
1j	Elect Director Daniel Vasella	For
1k	Elect Director Darren Walker	For
1l	Elect Director Alberto Weisser	For
2	Ratify KPMG LLP as Auditors	For
3	Advisory Vote to Ratify Named Executive Officers' Compensation	For
4	Reduce Ownership Threshold for Shareholders to Call Special Meeting	For
5	Report on Sugar and Public Health	Against

Ecolab Inc.

Meeting Date: 05/07/2020 Record Date: 03/09/2020 Shares Voted: 1,516

<u>Proposal Number</u>	<u>Issue</u>	<u>Vote</u>
1a	Elect Director Douglas M. Baker, Jr.	For
1b	Elect Director Shari L. Ballard	For
1c	Elect Director Barbara J. Beck	For
1d	Elect Director Jeffrey M. Ettinger	For
1e	Elect Director Arthur J. Higgins	For
1f	Elect Director Michael Larson	For
1g	Elect Director David W. MacLennan	For
1h	Elect Director Tracy B. McKibben	For
1i	Elect Director Lionel L. Nowell, III	For

1j	Elect Director Victoria J. Reich	For
1k	Elect Director Suzanne M. Vautrinot	For
1l	Elect Director John J. Zillmer	For
2	Ratify PricewaterhouseCoopers LLP as Auditors	For
3	Advisory Vote to Ratify Named Executive Officers' Compensation	For
4	Amend Proxy Access Right	For

IDEX Corporation

Meeting Date: 05/07/2020 Record Date: 03/13/2020 Shares Voted: 620

<u>Proposal Number</u>	<u>Issue</u>	<u>Vote</u>
1.1	Elect Director Andrew K. Silvernail	For
1.2	Elect Director Katrina L. Helmkamp	For
1.3	Elect Director Mark A. Beck	For
1.4	Elect Director Carl R. Christenson	For
2	Advisory Vote to Ratify Named Executive Officers' Compensation	For
3	Ratify Deloitte & Touche LLP as Auditors	For
4	Report on Employee Representation on the Board of Directors	Against

3M Company

Meeting Date: 05/12/2020 Record Date: 03/17/2020 Shares Voted: 399

<u>Proposal Number</u>	<u>Issue</u>	<u>Vote</u>
1a	Elect Director Thomas "Tony" K. Brown	For
1b	Elect Director Pamela J. Craig	For
1c	Elect Director David B. Dillon	For
1d	Elect Director Michael L. Eskew	For
1e	Elect Director Herbert L. Henkel	For
1f	Elect Director Amy E. Hood	For
1g	Elect Director Muhtar Kent	For
1h	Elect Director Dambisa F. Moyo	For
1i	Elect Director Gregory R. Page	For
1j	Elect Director Michael F. Roman	For
1k	Elect Director Patricia A. Woertz	For
2	Ratify PricewaterhouseCoopers LLP as Auditors	For
3	Advisory Vote to Ratify Named Executive Officers' Compensation	For
4	Consider Pay Disparity Between Executives and Other Employees	Against

The Charles Schwab Corporation

Meeting Date: 05/12/2020

Record Date: 03/16/2020

Shares Voted: 1,601

<u>Proposal Number</u>	<u>Issue</u>	<u>Vote</u>
1a	Elect Director William S. Haraf	For
1b	Elect Director Frank C. Herrerger	For
1c	Elect Director Roger O. Walther	For
2	Ratify Deloitte & Touche LLP as Auditors	For
3	Advisory Vote to Ratify Named Executive Officers' Compensation	For
4	Amend Omnibus Stock Plan	For
5	Provide Proxy Access Right	For
6	Adopt Policy to Annually Disclose EEO-1 Data	For
7	Report on Lobbying Payments and Policy	Against

Laboratory Corporation of America Holdings

Meeting Date: 05/13/2020

Record Date: 03/25/2020

Shares Voted: 429

<u>Proposal Number</u>	<u>Issue</u>	<u>Vote</u>
1a	Elect Director Kerrii B. Anderson	For
1b	Elect Director Jean-Luc Belingard	For
1c	Elect Director Jeffrey A. Davis	For
1d	Elect Director D. Gary Gilliland	For
1e	Elect Director Garheng Kong	For
1f	Elect Director Peter M. Neupert	For
1g	Elect Director Richelle P. Parham	For
1h	Elect Director Adam H. Schechter	For
1i	Elect Director R. Sanders Williams	For
2	Advisory Vote to Ratify Named Executive Officers' Compensation	For
3	Ratify PricewaterhouseCoopers LLP as Auditor	For
4	Reduce Ownership Threshold for Shareholders to Call Special Meeting	For

Mondelez International, Inc.

Meeting Date: 05/13/2020

Record Date: 03/12/2020

Shares Voted: 1,817

<u>Proposal Number</u>	<u>Issue</u>	<u>Vote</u>
1.1	Elect Director Lewis W.K. Booth	For
1.2	Elect Director Charles E. Bunch	For
1.3	Elect Director Debra A. Crew	For
1.4	Elect Director Lois D. Juliber	For

1.5	Elect Director Peter W. May	For
1.6	Elect Director Jorge S. Mesquita	For
1.7	Elect Director Fredric G. Reynolds	For
1.8	Elect Director Christiana S. Shi	For
1.9	Elect Director Patrick T. Siewert	For
1.10	Elect Director Michael A. Todman	For
1.11	Elect Director Jean-Francois M. L. van Boxmeer	For
1.12	Elect Director Dirk Van de Put	For
2	Advisory Vote to Ratify Named Executive Officers' Compensation	For
3	Ratify PricewaterhouseCoopers LLP as Auditors	For
4	Consider Pay Disparity Between Executives and Other Employees	Against

Xylem Inc.

Meeting Date: 05/13/2020

Record Date: 03/16/2020

Shares Voted: 2,124

<u>Proposal Number</u>	<u>Issue</u>	<u>Vote</u>
1a	Elect Director Jeanne Beliveau-Dunn	For
1b	Elect Director Patrick K. Decker	For
1c	Elect Director Robert F. Friel	For
1d	Elect Director Jorge M. Gomez	For
1e	Elect Director Victoria D. Harker	For
1f	Elect Director Sten E. Jakobsson	For
1g	Elect Director Steven R. Loranger	For
1h	Elect Director Surya N. Mohapatra	For
1i	Elect Director Jerome A. Peribere	For
1j	Elect Director Markos I. Tambakeras	For
2	Ratify Deloitte & Touche LLP as Auditors	For
3	Advisory Vote to Ratify Named Executive Officers' Compensation	For
4	Reduce Ownership Threshold for Shareholders to Call Special Meeting	For

Crown Castle International Corp.

Meeting Date: 05/14/2020

Record Date: 03/20/2020

Shares Voted: 657

<u>Proposal Number</u>	<u>Issue</u>	<u>Vote</u>
1a	Elect Director P. Robert Bartolo	For
1b	Elect Director Jay A. Brown	For
1c	Elect Director Cindy Christy	For
1d	Elect Director Ari Q. Fitzgerald	For
1e	Elect Director Robert E. Garrison, II	For

Crown Castle International Corp.

1f	Elect Director Andrea J. Goldsmith	For
1g	Elect Director Lee W. Hogan	For
1h	Elect Director Edward C. Hutcheson, Jr.	For
1i	Elect Director J. Landis Martin	For
1j	Elect Director Robert F. McKenzie	For
1k	Elect Director Anthony J. Melone	For
1l	Elect Director W. Benjamin Moreland	For
2	Ratify PricewaterhouseCoopers LLP as Auditors	For
3	Advisory Vote to Ratify Named Executive Officers' Compensation	For

1f	Elect Director Frederick W. Hatfield	For
1g	Elect Director Thomas E. Noonan	For
1h	Elect Director Frederic V. Salerno	For
1i	Elect Director Jeffrey C. Sprecher	For
1j	Elect Director Judith A. Sprieser	For
1k	Elect Director Vincent Tese	For
2	Advisory Vote to Ratify Named Executive Officers' Compensation	For
3	Ratify Ernst & Young LLP as Auditors	For

Fiserv, Inc.

Meeting Date: 05/14/2020 Record Date: 03/18/2020 Shares Voted: 1,495

<u>Proposal Number</u>	<u>Issue</u>	<u>Vote</u>
1.1	Elect Director Frank J. Bisignano	For
1.2	Elect Director Alison Davis	For
1.3	Elect Director Henrique de Castro	For
1.4	Elect Director Harry F. DiSimone	For
1.5	Elect Director Dennis F. Lynch	For
1.6	Elect Director Heidi G. Miller	For
1.7	Elect Director Scott C. Nuttall	For
1.8	Elect Director Denis J. O'Leary	For
1.9	Elect Director Doyle R. Simons	For
1.10	Elect Director Jeffery W. Yabuki	For
2	Advisory Vote to Ratify Named Executive Officers' Compensation	Against
3	Ratify Deloitte & Touche LLP as Auditors	For
4	Report on Political Contributions	Against

American Tower Corporation

Meeting Date: 05/18/2020 Record Date: 03/23/2020 Shares Voted: 978

<u>Proposal Number</u>	<u>Issue</u>	<u>Vote</u>
1a	Elect Director Thomas A. Bartlett	For
1b	Elect Director Raymond P. Dolan	For
1c	Elect Director Robert D. Hormats	For
1d	Elect Director Gustavo Lara Cantu	For
1e	Elect Director Grace D. Lieblein	For
1f	Elect Director Craig Macnab	For
1g	Elect Director JoAnn A. Reed	For
1h	Elect Director Pamela D.A. Reeve	For
1i	Elect Director David E. Sharbutt	For
1j	Elect Director Bruce L. Tanner	For
1k	Elect Director Samme L. Thompson	For
2	Ratify Deloitte & Touche LLP as Auditor	For
3	Advisory Vote to Ratify Named Executive Officers' Compensation	For
4	Report on Political Contributions and Expenditures	Against
5	Reduce Ownership Threshold for Shareholders to Call Special Meeting	For

Intercontinental Exchange, Inc.

Meeting Date: 05/15/2020 Record Date: 03/17/2020 Shares Voted: 2,395

<u>Proposal Number</u>	<u>Issue</u>	<u>Vote</u>
1a	Elect Director Sharon Y. Bowen	For
1b	Elect Director Charles R. Crisp	For
1c	Elect Director Duriya M. Farooqui	For
1d	Elect Director Jean-Marc Forneri	For
1e	Elect Director The Right Hon. the Lord Hague of Richmond	For

Amphenol Corporation

Meeting Date: 05/20/2020 Record Date: 03/23/2020 Shares Voted: 1,866

<u>Proposal Number</u>	<u>Issue</u>	<u>Vote</u>
1.1	Elect Director Stanley L. Clark	For
1.2	Elect Director John D. Craig	For
1.3	Elect Director David P. Falck	For
1.4	Elect Director Edward G. Jepsen	For
1.5	Elect Director Robert A. Livingston	For
1.6	Elect Director Martin H. Loeffler	For

Amphenol Corporation

1.7	Elect Director R. Adam Norwitt	For
1.8	Elect Director Anne Clarke Wolff	For
2	Ratify Deloitte & Touche LLP as Auditors	For
3	Advisory Vote to Ratify Named Executive Officers' Compensation	For
4	Reduce Ownership Threshold for Shareholders to Call Special Meeting	For

Thermo Fisher Scientific Inc.

Meeting Date: 05/20/2020 Record Date: 03/27/2020 Shares Voted: 900

<u>Proposal Number</u>	<u>Issue</u>	<u>Vote</u>
1a	Elect Director Marc N. Casper	For
1b	Elect Director Nelson J. Chai	For
1c	Elect Director C. Martin Harris	For
1d	Elect Director Tyler Jacks	For
1e	Elect Director Judy C. Lewent	For
1f	Elect Director Thomas J. Lynch	For
1g	Elect Director Jim P. Manzi	For
1h	Elect Director James C. Mullen	For
1i	Elect Director Lars R. Sorensen	For
1j	Elect Director Debora L. Spar	For
1k	Elect Director Scott M. Sperling	For
1l	Elect Director Dion J. Weisler	For
2	Advisory Vote to Ratify Named Executive Officers' Compensation	For
3	Ratify PricewaterhouseCoopers LLP as Auditor	For

Verisk Analytics, Inc.

Meeting Date: 05/20/2020 Record Date: 03/23/2020 Shares Voted: 1,327

<u>Proposal Number</u>	<u>Issue</u>	<u>Vote</u>
1a	Elect Director Christopher M. Foskett	For
1b	Elect Director David B. Wright	For
1c	Elect Director Annell R. Bay	For
2	Advisory Vote to Ratify Named Executive Officers' Compensation	For
3	Ratify Deloitte & Touche LLP as Auditors	For

Zoetis Inc.

Meeting Date: 05/20/2020 Record Date: 03/26/2020 Shares Voted: 1,817

<u>Proposal Number</u>	<u>Issue</u>	<u>Vote</u>
1a	Elect Director Gregory Norden	For
1b	Elect Director Louise M. Parent	For
1c	Elect Director Kristin C. Peck	For
1d	Elect Director Robert W. Scully	For
2	Advisory Vote to Ratify Named Executive Officers' Compensation	For
3	Advisory Vote on Say on Pay Frequency	One Year
4	Ratify KPMG LLP as Auditor	For

Marsh & McLennan Companies, Inc.

Meeting Date: 05/21/2020 Record Date: 03/23/2020 Shares Voted: 1,397

<u>Proposal Number</u>	<u>Issue</u>	<u>Vote</u>
1a	Elect Director Anthony K. Anderson	For
1b	Elect Director Oscar Fanjul	For
1c	Elect Director Daniel S. Glaser	For
1d	Elect Director H. Edward Hanway	For
1e	Elect Director Deborah C. Hopkins	For
1f	Elect Director Tamara Ingram	For
1g	Elect Director Jane H. Lute	For
1h	Elect Director Steven A. Mills	For
1i	Elect Director Bruce P. Nolop	For
1j	Elect Director Marc D. Oken	For
1k	Elect Director Morton O. Schapiro	For
1l	Elect Director Lloyd M. Yates	For
1m	Elect Director R. David Yost	For
2	Advisory Vote to Ratify Named Executive Officers' Compensation	For
3	Ratify Deloitte & Touche LLP as Auditor	For
4	Approve Omnibus Stock Plan	For

Dollar General Corporation

Meeting Date: 05/27/2020 Record Date: 03/19/2020 Shares Voted: 1,461

<u>Proposal Number</u>	<u>Issue</u>	<u>Vote</u>
1a	Elect Director Warren F. Bryant	For
1b	Elect Director Michael M. Calbert	For
1c	Elect Director Sandra B. Cochran *Withdrawn Resolution*	

Dollar General Corporation

1d	Elect Director Patricia D. Fili-Kruschel	For
1e	Elect Director Timothy I. McGuire	For
1f	Elect Director William C. Rhodes, III	For
1g	Elect Director Debra A. Sandler	For
1h	Elect Director Ralph E. Santana	For
1i	Elect Director Todd J. Vasos	For
2	Advisory Vote to Ratify Named Executive Officers' Compensation	For
3	Ratify Ernst & Young LLP as Auditors	For
4	Approve Charter Amendment to Replace Supermajority Vote Requirements with a Majority Vote Requirement	For
5	Approve Bylaw Amendment to Replace Supermajority Vote Requirements with a Majority Vote Requirement	For

Facebook, Inc.

Meeting Date: 05/27/2020

Record Date: 04/03/2020

Shares Voted: 1,432

<u>Proposal Number</u>	<u>Issue</u>	<u>Vote</u>
1.1	Elect Director Peggy Alford	For
1.2	Elect Director Marc L. Andreessen	Withhold
1.3	Elect Director Andrew W. Houston	For
1.4	Elect Director Nancy Killefer	For
1.5	Elect Director Robert M. Kimmitt	For
1.6	Elect Director Sheryl K. Sandberg	For
1.7	Elect Director Peter A. Thiel	Withhold
1.8	Elect Director Tracey T. Travis	For
1.9	Elect Director Mark Zuckerberg	For
2	Ratify Ernst & Young LLP as Auditors	For
3	Approve Non-Employee Director Compensation Policy	Against
4	Approve Recapitalization Plan for all Stock to Have One-vote per Share	For
5	Require Independent Board Chair	For
6	Require a Majority Vote for the Election of Directors	For
7	Report on Political Advertising	Against
8	Require Independent Director Nominee with Human and/or Civil Rights Experience	Against
9	Report on Civil and Human Rights Risk Assessment	Against
10	Report on Online Child Sexual Exploitation	For
11	Report on Median Gender/Racial Pay Gap	Against

Fidelity National Information Services, Inc.

Meeting Date: 05/28/2020

Record Date: 04/01/2020

Shares Voted: 1,193

<u>Proposal Number</u>	<u>Issue</u>	<u>Vote</u>
1a	Elect Director Lee Adrean	For
1b	Elect Director Ellen R. Alemany	For
1c	Elect Director Lisa A. Hook	For
1d	Elect Director Keith W. Hughes	For
1e	Elect Director Gary L. Lauer	For
1f	Elect Director Gary A. Norcross	For
1g	Elect Director Louise M. Parent	For
1h	Elect Director Brian T. Shea	For
1i	Elect Director James B. Stallings, Jr.	For
1j	Elect Director Jeffrey E. Stiefler	For
2	Advisory Vote to Ratify Named Executive Officers' Compensation	Against
3	Ratify KPMG LLP as Auditors	For

Lowe's Companies, Inc.

Meeting Date: 05/29/2020

Record Date: 03/23/2020

Shares Voted: 1,574

<u>Proposal Number</u>	<u>Issue</u>	<u>Vote</u>
1.1	Elect Director Raul Alvarez	For
1.2	Elect Director David H. Batchelder	For
1.3	Elect Director Angela F. Braly	For
1.4	Elect Director Sandra B. Cochran	For
1.5	Elect Director Laurie Z. Douglas	For
1.6	Elect Director Richard W. Dreiling	For
1.7	Elect Director Marvin R. Ellison	For
1.8	Elect Director Brian C. Rogers	For
1.9	Elect Director Bertram L. Scott	For
1.10	Elect Director Lisa W. Wardell	For
1.11	Elect Director Eric C. Wiseman	For
2	Advisory Vote to Ratify Named Executive Officers' Compensation	For
3	Ratify Deloitte & Touche LLP as Auditor	For
4	Reduce Ownership Threshold for Shareholders to Call Special Meeting	For
5	Approve Qualified Employee Stock Purchase Plan	For
6	Reduce Ownership Threshold for Shareholders to Call Special Meeting	For

The Charles Schwab Corporation

Meeting Date: 06/04/2020

Record Date: 04/27/2020

Shares Voted: 1,601

<u>Proposal Number</u>	<u>Issue</u>	<u>Vote</u>
1	Issue Shares in Connection with Merger	For
2	Amend Charter	For
3	Adjourn Meeting	For

Gartner, Inc.

Meeting Date: 06/08/2020

Record Date: 04/14/2020

Shares Voted: 478

<u>Proposal Number</u>	<u>Issue</u>	<u>Vote</u>
1a	Elect Director Peter E. Bisson	For
1b	Elect Director Richard J. Bressler	For
1c	Elect Director Raul E. Cesan	For
1d	Elect Director Karen E. Dykstra	For
1e	Elect Director Anne Sutherland Fuchs	For
1f	Elect Director William O. Grabe	For
1g	Elect Director Eugene A. Hall	For
1h	Elect Director Stephen G. Pagliuca	For
1i	Elect Director Eileen M. Serra	For
1j	Elect Director James C. Smith	For
2	Advisory Vote to Ratify Named Executive Officers' Compensation	For
3	Ratify KPMG LLP as Auditors	For

The TJX Companies, Inc.

Meeting Date: 06/09/2020

Record Date: 04/13/2020

Shares Voted: 1,823

<u>Proposal Number</u>	<u>Issue</u>	<u>Vote</u>
1a	Elect Director Zein Abdalla	For
1b	Elect Director Alan M. Bennett	For
1c	Elect Director Rosemary T. Berkery	For
1d	Elect Director David T. Ching	For
1e	Elect Director Ernie Herrman	For
1f	Elect Director Michael F. Hines	For
1g	Elect Director Amy B. Lane	For
1h	Elect Director Carol Meyrowitz	For
1i	Elect Director Jackwyn L. Nemerov	For
1j	Elect Director John F. O'Brien	For
1k	Elect Director Willow B. Shire	For
2	Ratify PricewaterhouseCoopers as Auditors	For

3	Advisory Vote to Ratify Named Executive Officers' Compensation	For
4	Report on Reduction of Chemical Footprint	For
5	Report on Animal Welfare	Against
6	Report on Pay Disparity	Against
7	Stock Retention/Holding Period	For

Mastercard Incorporated

Meeting Date: 06/16/2020

Record Date: 04/20/2020

Shares Voted: 847

<u>Proposal Number</u>	<u>Issue</u>	<u>Vote</u>
1a	Elect Director Richard Haythornthwaite	For
1b	Elect Director Ajay Banga	For
1c	Elect Director Richard K. Davis	For
1d	Elect Director Steven J. Freiberg	For
1e	Elect Director Julius Genachowski	For
1f	Elect Director Choon Phong Goh	For
1g	Elect Director Merit E. Janow	For
1h	Elect Director Oki Matsumoto	For
1i	Elect Director Youngme Moon	For
1j	Elect Director Rima Qureshi	For
1k	Elect Director Jose Octavio Reyes Lagunes	For
1l	Elect Director Gabrielle Sulzberger	For
1m	Elect Director Jackson Tai	For
1n	Elect Director Lance Uggl	For
2	Advisory Vote to Ratify Named Executive Officers' Compensation	For
3	Ratify PricewaterhouseCoopers LLP as Auditors	For

Aon plc

Meeting Date: 06/19/2020

Record Date: 04/17/2020

Shares Voted: 367

<u>Proposal Number</u>	<u>Issue</u>	<u>Vote</u>
1.1	Elect Director Lester B. Knight	For
1.2	Elect Director Gregory C. Case	For
1.3	Elect Director Jin-Yong Cai	For
1.4	Elect Director Jeffrey C. Campbell	For
1.5	Elect Director Fulvio Conti	For
1.6	Elect Director Cheryl A. Francis	For
1.7	Elect Director J. Michael Losh	For
1.8	Elect Director Richard B. Myers	For
1.9	Elect Director Richard C. Notebaert	For

Aon plc

			15	Authorize Repurchase of Issued Share Capital	For
			16	Receive Explanation on the Recommended Offer Made by Thermo Fisher through Quebec B.V	
1.10	Elect Director Gloria Santana	For			
1.11	Elect Director Carolyn Y. Woo	For			
2	Advisory Vote to Ratify Named Executive Officers' Compensation	For	17	Amend Articles of Association (Part I)	For
3	Ratify Ernst & Young LLP as Auditors	For	18	Approve Conditional Back-End Resolution	For
4	Ratify Ernst & Young Chartered Accountants as Statutory Auditor	For	19.a	Approve Conditional Reappointment of Hakan Bjorklund to Supervisory Board	For
5	Authorize Board to Fix Remuneration of Auditors	For	19.b	Approve Conditional Reappointment of Michael A. Boxer to Supervisory Board	For
			19.c	Approve Conditional Reappointment of Paul G. Parker to Supervisory Board	For
			19.d	Approve Conditional Reappointment of Gianluca Pettiti to Supervisory Board	For
			19.e	Approve Conditional Reappointment of Anthony H. Smith to Supervisory Board	For
			19.f	Approve Conditional Reappointment of Barbara W. Wall to Supervisory Board	For
			19.g	Approve Conditional Reappointment of Stefan Wolf to Supervisory Board	For
			20	Accept Conditional Resignation and Discharge of Supervisory Board Members	For
			21	Amend Articles of Association (Part III)	For
			22	Allow Questions	
			23	Close Meeting	

QIAGEN NV

Meeting Date: 06/30/2020

Record Date: 06/02/2020

Shares Voted: 832

<u>Proposal Number</u>	<u>Issue</u>	<u>Vote</u>
	Annual Meeting Agenda	
1	Open Meeting	
2	Receive Report of Management Board (Non-Voting)	
3	Receive Report of Supervisory Board (Non-Voting)	
4	Adopt Financial Statements and Statutory Reports	For
5	Approve Remuneration Report	Against
6	Receive Explanation on Company's Reserves and Dividend Policy	
7	Approve Discharge of Management Board	For
8	Approve Discharge of Supervisory Board	For
9.a	Reelect Stephane Bancel to Supervisory Board	For
9.b	Reelect Hakan Bjorklund to Supervisory Board	For
9.c	Reelect Metin Colpan to Supervisory Board	For
9.d	Reelect Ross L. Levine to Supervisory Board	For
9.e	Reelect Elaine Mardis to Supervisory Board	For
9.f	Reelect Lawrence A. Rosen to Supervisory Board	For
9.g	Reelect Elizabeth E. Tallett to Supervisory Board	For
10.a	Reelect Roland Sackers to Management Board	For
10.b	Reelect Thierry Bernard to Management Board	For
11	Adopt Remuneration Policy for Management Board	Against
12.a	Adopt Remuneration Policy for Supervisory Board	For
12.b	Approve Remuneration of Supervisory Board	For
13	Ratify KPMG as Auditors	For
14.a	Grant Board Authority to Issue Shares	For
14.b	Authorize Board to Exclude Preemptive Rights from Share Issuances	For
14.c	Authorize Board to Exclude Preemptive Rights from Share Issuances in Connection to Mergers, Acquisitions or Strategic Alliances	Against

Broker Commission Report

**ST. LUCIE COUNTY FIRE DISTRICT
FIREFIGHTERS' PENSION TRUST FUND**

BROKER COMMISSION REPORT

**Begin Date: 04/01/20
As of Date: 06/30/20**

<u>BROKER</u>	<u>NUMBER OF SHARES TRADED FOR CLIENT</u>	<u>BROKER COMMISSION</u>	<u>COMMISSION PER SHARE</u>
COWEN EXECUTION SERVICES	2,900	130.53	0.045
CREDIT SUISSE	38	1.71	0.045
GOLDMAN SACHS	210	9.46	0.045
J.P. MORGAN	508	6.92	0.014
LIQUIDNET	19	0.38	0.020
MERRILL LYNCH	354	6.53	0.018
MORGAN STANLEY	330	3.30	0.010
ROBERT W. BAIRD & CO. INC	522	5.22	0.010
SANFORD BERNSTEIN	152	1.52	0.010
SIEBERT WILLIAMS SHANK	55	2.48	0.045
STUART FRANKEL	295	8.85	0.030
VIRTU INVESTMENT TECHNOLOGY GROUP	408	8.16	0.020
WELLS FARGO SECURITIES	481	9.03	0.019
TOTAL	<u>6,272</u>	<u>194.09</u>	<u>0.031</u>